

Segelladen.de

Neuheiten

November 2020

Bimini top with carbon poles

Bimini top modular system. The pole rotates by 90° inside the bushing and locks. High-quality finish with swing closure mirror-polished bushings. The poles are fitted with fastening bushings and clamcleats for easy adjustment of the bimini top.

Recess-fit bushings: made of stainless steel with 180° swing closure. Pre-set for 12-mm Ø water drain hose. The closure protects the cup when not in use. Customization with **logo upon request**.

Bulkhead bushings: bulkhead upper and lower support for the bimini pole. The pole has a 90° rotation inside the support and then locks. High-quality finish with mirror-polished surface and front logo.

Carbon pole: 38-mm Ø, fitted with upper and lower bushings. Adjustment of the bimini top by means of a clamcleat already fitted to the pole for tensioning of the fabric.

Fastening rope: eye spliced Dyneema rope. It can be used for direct installation on the bimini top by means of a 10-mm Ø pawl or a hook.

Code	Description
46.815.00	Straight recess-fit bushing
46.815.01	Recess-fit bushing inclined at 6°
46.815.10	Bulkhead bushing kit
46.816.02	Carbon pole, h = 129 cm
46.816.04	Carbon pole, h = 149 cm
46.816.06	Carbon pole, h = 169 cm
46.816.08	Carbon pole, h = 199 cm
46.816.10	Carbon pole, h = 229 cm
46.817.00	MARLOW spliced line, length 130 cm with 50 cm adjustment

 **34.358.38 Bulkhead stowage system**



Giant Twins double table pedestal

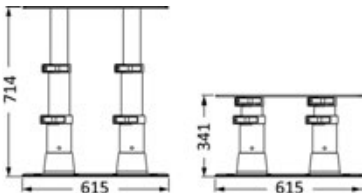
GAS SPRING

Made of mirror-polished anodized aluminium. Stainless steel clamping collars for a stable and sturdy pedestal. Fitted with double gas spring for upstroke, no need to bore the floor for downstroke.

SS HANDLES

Tri-telescopic. Suitable for large-size tables.

Code	Height mm	Base mm	Tube Ø mm	Table plate mm	OPTIONAL extension kit	Base mounting
48.721.08	341/714	615x300	100/88/72	610x305	48.724.01; 48.724.02	10 x M10 flat countersunk head screws



Discover more



Smash Lock fender fixing



Discover more



Smash Lock fender fixing

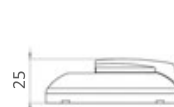
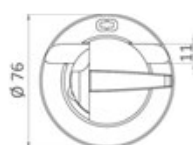
AISI 316

Innovative deck accessory for fast fastening of the fenders and line fixing. Made of AISI 316 mirror-polished stainless steel, compact design and instant locking system.

FAST LOCK

Designed for 6- to 10-mm Ø lines. Mounting with M5 countersunk head screws.

Code	mm		For lines Ø mm
	Ø	height	
40.160.10	76	25	6/8/10



Elissa hose connector for fresh water

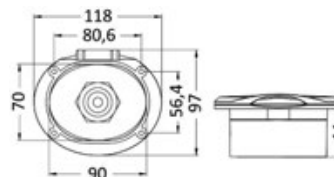
AISI 316

QUICK SWIVEL CONNECTION

PRESSURE REDUCING VALVE

Ideal when you want to use quayside fresh water: it reduces the pressure to 3 bars not to damage the pipes by means of an innovative compact system fitted with adjustable pressure regulator and brass check valve. The quayside water pipe snaps into a gardening-like hose connector (see code 36.189.02). BSP male 3/4" outlet thread. AISI316 stainless steel compartment and self-supporting hatch.

Code	mm	
	recess bore	inside projection
16.443.20	90x70	110-110



Discover more

Ghost II hidden cleat


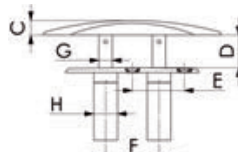
AISI 316

PERFECT GRIP

SMOOTH MOVEMENT

Mounting with screws from above. Very smooth operation. With ergonomic lifting handle. Fluorinated rubber O-ring for smooth sliding.

Code	A mm	B mm	C mm	D mm	E mm	F mm	Ø G mm	Ø H mm	Mounting
40.155.16	160	38	15	28	47	48	14	24	3 x M6 screws
40.155.24	240	52	20	44	70	72	18	32	3 x M8 screws
40.155.31	310	68	25	56	85	93	22	41	3 x M10 screws




Discover more

Small telescopic retractable davit

FLUSH

Dual universal retractable davit kit made of anodized aluminium.
When in retracted position, it is hidden under the walking surface and leave the deck clear.
Fitted with double sheave and becket for both gangway and dinghy.
Two operating positions: in line with the boat (dinghy holding) or inclined at 20° on the inner part (gangway holding). The telescopic tube has a handle that can be rested on its head and adjusts the pole at different lengths depending on the needs and on the dinghy type.

Code	Capacity kg	Fastening base Ø mm	Recess bore Ø mm	Telescopic tubes Ø (inside/outside) mm	↔ mm			 ORDER BY BOX
					height (H)	Reach (L)	inside (D)	
42.358.00	180 per pair	160	112	73/80	990	550/900	1115	2



Discover more

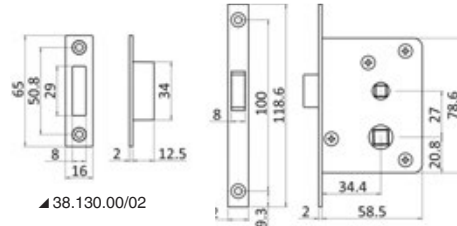
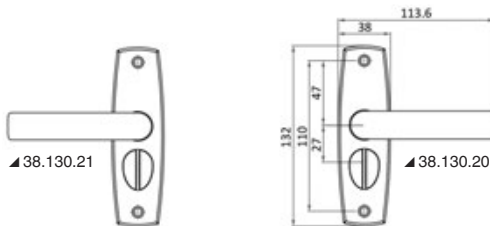


Magnet-operated locks

MAGNETIC

The locking pawl stays inside the door until this latter reaches its closed position; the magnet (included) in the lock stile attracts the pawl to stop the door.
The magnet makes these locks universal for any kind of door opening direction.
For 19/38-mm thick doors.

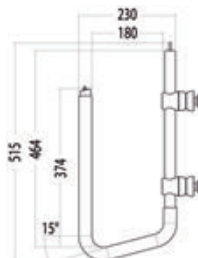
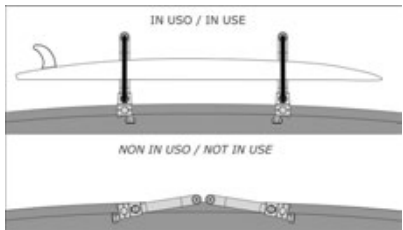
Lock code	Version	Handle pair with plates	Handle type
38.130.00	Simple	38.130.10	CONTEMPORARY
38.130.02	Right with strike plate	38.130.20	CONTEMPORARY
38.130.02	Left with strike plate	38.130.21	CONTEMPORARY



SUP board or gangplank holder kit made of stainless steel

SUP board or gangplank holder kit made of stainless steel to fasten the SUP board or the gangplank out of board.
To be mounted to the railing by means of 360° adjustable stainless steel clamps.
Suitable for 20- to 28-mm diameter tubes.
The quick release knob allows for each arm to be rotated immediately when not in use or to adjust to a smaller angle in case of narrower SUP boards or gangplanks.
Each arm is fitted with HD foam PVC chafe guards as well as adjustable and removable straps.

Code	↔ dimensions mm	For tube Ø mm
42.365.00	230 x 115	20/28





Trefoil® stainless steel slide anchor

Slide anchor with lock for low bows (similar to rubber dinghies) and inverted bows.

Code	kg	A mm	B mm	C mm
01.117.10	10	320	570	385

High-resistance polypropylene braid

Polyester core, **bright** colours. Sold in reels.

Yellow	Fuchsia	Blue	Green	Red	Ø mm	m
06.420.02GI	06.420.02FU	06.420.02BL	06.420.02VE	06.420.02RO	2	500
06.420.03GI	06.420.03FU	06.420.03BL	06.420.03VE	06.420.03RO	3	500
06.420.04GI	06.420.04FU	06.420.04BL	06.420.04VE	06.420.04RO	4	200
06.420.05GI	06.420.05FU	06.420.05BL	06.420.05VE	06.420.05RO New	5	200
06.420.06GI	06.420.06FU	06.420.06BL	06.420.06VE	06.420.06RO New	6	200
06.420.08GI	06.420.08FU	06.420.08BL	06.420.08VE	06.420.08RO New	8	200
06.420.10GI	06.420.10FU	06.420.10BL	06.420.10VE	06.420.10RO	10	200
06.420.12GI	06.420.12FU	06.420.12BL	06.420.12VE	06.420.12RO	12	200



▲ 06.420.xxGI

High visibility floating mooring lines for anchorage to the ground

FLOATING

EXTRA LIGHT

Polypropylene lines suitable for mooring in bays and with lines on the ground. Being floating, they make it easy to manage the boat and haul it onshore. Slightly elastic, they serve as a mooring device. Yellow colour for high visibility to bathers and other boats.

Yellow	Ø mm	Breaking load kg	Weight kg/100 m	m
06.479.14	14	2124	8.9	200
06.479.18	18	3636	14.6	200
06.479.22	22	4950	21.9	200
06.479.26	26	6822	30.6	200



CORE: Polypropylene



COVER: Polypropylene

Neon Light flexible LED strip, even light

IP65

10x10 mm **square section** version with silicone body. 3-m bars. They can be cut every **5 cm** (marked on the bar). Ideal to be integrated into the **cabin roof** for diffused and uniform light. For **interior and exterior applications**. Accessory line for universal applications.

Code	V	W/m	Lumen	K	LED beam angle	No of LEDs/m	LED colour	Length m	Section mm
13.704.12	12	12	380	3000	120°	120	Warm white	3	10x10
13.704.24	24	12	380	3000	120°	120	Warm white	3	10x10
13.705.12	12	12	100	-	120°	120	Blue	3	10x10
13.705.24	24	12	100	-	120°	120	Blue	3	10x10



13.705.01 Aluminium clips for strip mounting

13.705.03 90° cable outlet lid

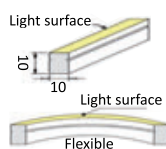
13.705.04 Linear cable outlet lid

13.705.05 Blind end lid

13.705.10 SS flexible support for 2-m LED light strip



▲ 13.704.12/24



▲ 13.705.12/24



▲ 13.705.10



▲ 13.705.05



▲ 13.705.04



▲ 13.705.03



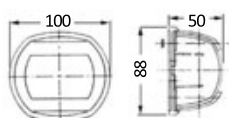
▲ 13.705.01

Classic 12 LED navigation lights

LED

RINA approved in compliance with the COLREG72 regulations for boats up to 12 m.

Type	Case		Bulb included	V	W
	white	black			
112.5° left	11.440.11	11.440.01	14.300.50	12	0.8
112.5° right	11.440.12	11.440.02	14.300.51	12	0.8
225° bow	11.440.13	11.440.03	14.300.52	12	0.8
135° stern	11.440.14	11.440.04	14.300.51	12	0.8



▲ 11.440.04



▲ 11.440.03



▲ 14.300.50



▲ 14.300.51



▲ 14.300.52



▲ 11.440.11



▲ 11.440.12



▲ 11.440.13



▲ 11.440.14



▲ 11.440.01



▲ 11.440.02



Discovery navigation lights

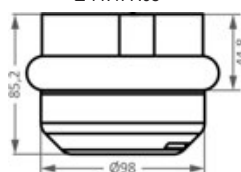
Discovery navigation lights

LED

COLREG72-certified for vessels up to 20-m long.

Code	Type	V	W	Visibility N.M.
11.477.01	112.5° left	12/24	1	2
11.477.02	112.5° right	12/24	1	2
11.477.04	135° stern	12/24	1	2
11.477.05	112.5° left + 112.5 right	12/24	1	2
11.477.07	360° mast head	12/24	1.8	2
11.477.08	360° mast head + three colours	12/24	4.8	2

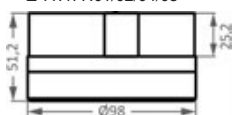
▲ 11.477.08



▲ 11.477.07



▲ 11.477.01/02/04/05



▲ 11.477.01



▲ 11.477.02



▲ 11.477.04



▲ 11.477.05



▲ 11.477.07



▲ 11.477.08



Self-priming pump with switch for transfer of gasoil, oil and water

With watertight continuous running motor for the transfer and supply of gasoil, oil and water. Fitted with Carling ON/OFF/ON built-in watertight switch. It comes with: 13-mm drain hose, 2 x rilsan hoses (6 mm and 8 mm) for the engine housing, 1.5-m cable with clamps for the battery pack.

Code	V	Flow l/min	Current draw A	Self-priming up to m
16.172.12	12	with hose Ø 8=4; with hose Ø 6=3	5	1.2



Utility Rubber Spot light, 100% shatterproof and watertight

Supplied with GE watertight bulb, fitted with extensible cord, length 2.5 metres. It includes watertight plug, socket and AISI 316 stainless steel bracket for wall-mounting installation.

Code	Version	Beam	V	W	Range m	Bulb Ø mm	Spare bulb
13.018.01	LED	SPOT+FLOOD	12/24	24	10/600	150	13.241.03



Night Eye Evo electrically-operated light

UV-resistant ABS case. 355° left /right and 70° up/down rotation.

Fitted with **multifunction control panel**.

- Halogen version: single station control, second station comes as an option.
- LED version: double station control.

With BLUE EYE 5"3/4 watertight double filament halogen bulb or with watertight double filament bifocal LED bulb.

Code	Version	V	W	Lumen	Beam		↔ mm	Spare bulb	(Spare) control panel		4-m prewired extension cable	OPTIONAL wireless radio remote control *
					FLOOD m	SPOT m			1st station	2nd station		
13.240.12	Halogen	12	100+100	-	100	250	230x185x210	13.230.14	13.231.12	13.231.30	13.230.05	13.234.00
13.240.24	Halogen	24	100+100	-	100	250	230x185x210	13.230.15	13.231.24	13.231.31	13.230.05	13.234.00

* Halogen version: wireless function available when connecting the remote control directly to the light.

Electric exterior LED spotlight Type One

LED

UV-resistant and 100% watertight Luran body. 352° horizontal/50° vertical rotation. 23W + 23W double filament LED bulb (SPOT+FLOOD). 3 optional controls.

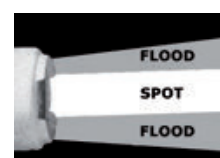
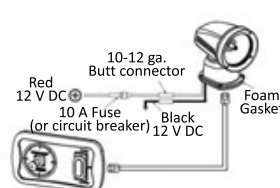
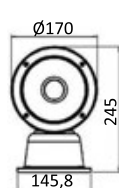
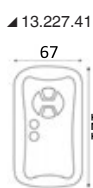
It can be connected to 3 optional controls (independent or combined) for the desired configuration:

- 1) Joystick-operated bridge control (to be connected to the light via a phone cable), 4.5-m cable included, 10-m cable to be purchased separately.
- 2) Wireless bridge control (power the panel and it will interface wireless to the light).
- 3) Traditional radio remote control with bracket for mounting on the bridge.



Code	V	CD candles*	W	Lumen	Range 0.25 Lux*	OPTIONAL joystick control	OPTIONAL bridge wireless control	OPTIONAL wireless radio remote control	OPTIONAL 10-m extension cable for 13.227.39	Spare bulb
13.227.02	12	133.200	23+23	2400	730	13.227.39	13.227.41	13.227.40	13.225.31	13.225.37
13.227.04	24	133.200	23+23	2400	730	13.227.39	13.227.42	13.227.40	13.225.31	13.225.37

* To be measured at the centre of the light beam.



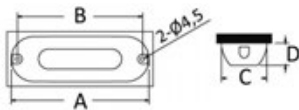
Underwater LED light for gangplanks, upper sterns and bottoms

IP68

AISI 316

Body made of polished AISI 317L stainless steel equipped with CREE LED lights. It can be mounted both **above** and **under** water.

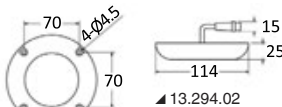
Code	V	Lumen	Lux at 1 m	LED beam angle	LED	LED colour	←→			
							A mm	B mm	C mm	D mm
13.281.02	12/24	260	13400	10°	4x3 W	RGBW	152	137	50	25



Underwater light for hull / upper stern / gangplank

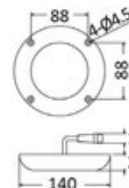
Made of mirror-polished AISI 316 stainless steel, it is equipped with 6 high-power Led lights and parabolic system to increase light intensity. Top quality product for underwater use only.

Code	Version	V	A	Lumen	K	Lux at 1 m	LED beam angle	LED	LED colour	Ø mm
13.294.02	With screws	12/24	1.5	1200	6000	26000	5°	6x3 W	RGBW	114
13.298.02	With screws	12/24	3.0	2400	6000	52000	5°	12x3 W	RGBW	140



13.298.02

13.294.02



13.298.02

Marina R toggle switch, watertight

IP67

Installation requires a 21.5x36.8-mm rectangular bore. 20 A / 12 V max power. Rigid toggle and LED warning light that lights up the toggle to activate the contact.

Code	Function	V	N. terminals	Toggle
14.296.01	OFF-ON	12/24	3	INCLUDED
14.296.02	OFF-(ON)	12/24	3	INCLUDED
14.296.03*	(ON)-OFF-(ON) for: flaps, trim tabs, gangways, etc.	12/24	6	INCLUDED
14.296.04	ON-OFF-ON for 2 separate circuits (navigation and masthead lights or to switch the bilge pump from manual to automatic mode)	12/24	4	INCLUDED
14.296.05	(ON)-OFF-(ON) for: hydraulic gangways, anchor winches, flaps	12/24	4	INCLUDED
14.296.06	ON-OFF-(ON) for bilge pumps (automatic and manual mode)	12/24	4	INCLUDED
14.296.07	ON ¹ - OFF - ON ¹⁺² ; ON ¹ = circuit 1 ON ¹⁺² = circuit 1+2 Navigation lights for hulls up to 12 m: ON ¹ = white 360° ON ¹⁺² = white 360°+red/green 112°,5	12/24	4	INCLUDED



(ON) with spring return.

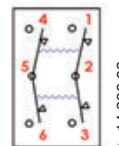
* No LEDs



14.296.01



14.296.02



14.296.03



14.296.04



14.296.05



14.296.06



14.296.07

SUPERFLOW axial electric blower

Water-resistant blower made in compliance with the ISO 8846 and CE-RoHS standards. Ideal for efficient ventilation and cooling of cabins and engine rooms.

Code	V	Inlet/outlet m³/min	Flow m³/min	Current draw A	Outlet Ø mm	←→ mm	OPTIONAL hose
16.172.01	12	3.8	2.5	3	79	131x128x95	16.104.35
16.172.02	12	6.7	4.0	4.04	102	131x154x121	16.104.35
16.172.03	24	6.7	4.0	2.5	102	131x154x121	16.104.36



16.172.01



16.172.02/03



Elissa deck shower with Keji Continuum Flow shower head

AISI 316

AISI316 stainless steel shower housing with self-supporting lid. Fitted with Keji Continuum Flow overdimensioned shower head and inside anti-vibration rubber washer.

CONTINUUM FLOW

Code	mm		Hose	Hose m
	recess bore	outer dimensions		
15.305.00	90x70	118x97	Net PVC	2.5
15.305.01	90x70	118x97	Net PVC	4
15.305.30	90x70	118x97	SS	2.5
15.305.31	90x70	118x97	SS	4
15.305.60	90x70	118x97	White nylon	2.5
15.305.61	90x70	118x97	White nylon	4



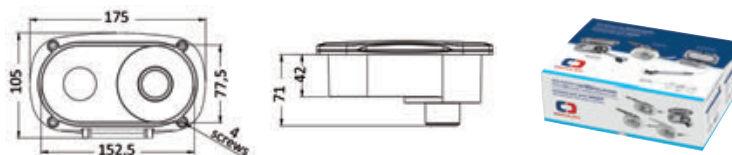
Elissa deck shower with Keji Continuum Flow mixer and shower head

AISI 316

AISI316 stainless steel shower housing with soft-close self-supporting lid. Fitted with Keji Continuum Flow chromed brass overdimensioned shower head and inside anti-vibration washer. Cylinder knob mixer. Ideal in combination with Rocky pole 15.480.02.

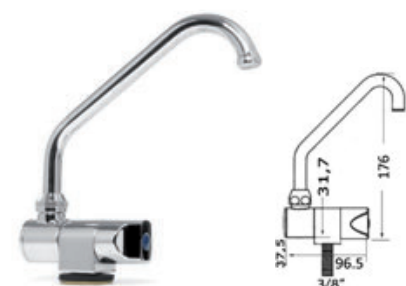
CONTINUUM FLOW

Code	mm		Hose	Hose m
	recess bore	outer dimensions		
15.325.00	175x105	152.5x77	Net PVC	2.5
15.325.01	175x105	152.5x77	Net PVC	4
15.325.30	175x105	152.5x77	SS	2.5
15.325.31	175x105	152.5x77	SS	4
15.325.60	175x105	152.5x77	White nylon	2.5
15.325.61	175x105	152.5x77	White nylon	4



Keji Continuum Flow spare shower head

Code	Model	Material
15.237.06	Push button	Chromed brass



Slide series

Made of chromed brass. It can be mounted inside the sink for a flat design countertop.

Code	Function	Knob	Hose connector
17.047.03*	Hot + cold water	Germany	2 x 3/8" male



* DOMETIC product.



"Francia" Mirror-polished AISI 316 stainless steel deck fillers

With symbols in compliance with DIN standards. Opening by means of the winch handle hexagon.

Code	Type	Neck Ø mm	Flange Ø mm	Length mm	Notes
20.461.12	DIESEL	54	90	82	Beneteau/Jeanneau version up to 2017



Opening key 20.715.10 - 20.714.01 optional

Heavy Duty New Edge recess-fit hose connector for fresh water

QUICK SWIVEL CONNECTION PRESSURE REDUCING VALVE

Ideal when you want to use quayside fresh water: it reduces the pressure to 3 bars not to damage the pipes by means of an innovative compact system fitted with adjustable pressure regulator and brass check valve. The quayside water pipe snaps into a gardening-like hose connector (see code 36.189.02). BSP male 3/4" outlet thread.

White	Chromed	SS	mm		90° quick coupling fitting
			Recess Ø	inside projection	
16.445.14	16.445.34	16.445.84	69	110-110	Included



Heavy Duty Classic EVO recess-fit hose connector for fresh water

QUICK SWIVEL CONNECTION PRESSURE REDUCING VALVE

Ideal when you want to use quayside fresh water: it reduces the pressure to 3 bars not to damage the pipes by means of an innovative compact system fitted with adjustable pressure regulator and brass check valve. The quayside water pipe snaps into a gardening-like hose connector (see code 36.189.02). BSP male 3/4" outlet thread.

White	Chromed	SS	mm		90° quick coupling fitting
			Recess Ø	inside projection	
16.445.53	16.445.73	16.445.83	69	110-110	Included



Isabel lifejacket 100N (EN 12402-4)

Certified in compliance with the new UE 2016/425 standards.
Made from high visibility fabric and soft foam.
Fitted with type-tested whistle and reflective tapes.
Thigh strap + reflective tapes with snap buckle. Ergonomic collar.

Code	Colour	Size		Type
22.465.01	orange	To 15 kg	Baby XXS	With knickers
22.465.02	orange	From 15 to 30 kg	Baby XS	With knickers
22.465.03	orange	From 30 to 40 kg	S	-
22.465.04	orange	From 40 to 50 kg	M	-
22.465.05	orange	From 50 to 60 kg	L	-
22.465.06	orange	From 60 to 70 kg	XL	-
22.465.07	orange	Over 70 kg	XXL	-



Aurora lifejacket 150N (EN 12402-3)

Certified in compliance with the new UE 2016/425 standards.
Made from high visibility fabric and soft foam.
Fitted with type-tested whistle and reflective tapes.
Thigh strap + reflective tapes with snap buckle. Ergonomic collar.

Code	Colour	Size		Type
22.466.01	Orange	Up to 20 kg	Baby XXS	With knickers
22.466.02	Orange	20 to 30 kg	Baby XS	With knickers
22.466.03	Orange	30 to 40 kg	S	-
22.466.04	Orange	40 to 50 kg	M	-
22.466.05	Orange	50 to 60 kg	L	-
22.466.06	Orange	60 to 70 kg	XL	-
22.466.07	Orange	Over 70 kg	XXL	-



V hull dinghy made of aluminium

ALUMINUM HULL

Dinghy made of Mehler®. Rugged yet lightweight construction. Good performance at low speed. Fitted with oars, inflater and repair kit.
Version A: regular bottom with inside or outside V-shaped hull.
Version B: double bottom. Flat walking surface and small storage locker on the bottom.

Code	Version	Length m	Width m	No. of people	Max power HP	Chamber Ø cm	Air chambers	Max load capacity kg	deflated cm	kg
22.660.29	A	2.90	1.49	3	7.5	42	3	450	280x110x50	44
22.670.32	B	3.20	1.56	4+1	15	42	3	500	300x110x50	64



Bansigo Premium bosun's chair with padded rigid seat

Made of very sturdy nylon fabric with holding straps along its whole perimeter.
Large 50-mm thick padded seat (45 x 30 cm) for utmost comfort.
Fitted with 2 side pockets (26 x 23 cm) and breathable bag for storage.


Code	Size
23.093.00	One size fits all



Bluetooth dashboard amplifier

BLUETOOTH Amplifier with controls on the dashboard. It receives the music signal from any Bluetooth device (Smartphone, Tablet, etc.).
WATERPROOF Input: Bluetooth, AUX and USB (AUX and USB at the rear of the amplifier). Water-resistant and ideal for installation on the dashboard.
IP66 Separate output and controls for subwoofer.
Power: 4x45W.
Voltage: 12V.
Central knob for easy volume setting.

Code	Description	V
29.531.00	Bluetooth dashboard amplifier	12



Waste sticker

Code	mm
35.464.03	25x27

MAFRAST Wash Mitt made of microfiber

36.641.02 Made of soft microfiber. It absorbs large quantities of water for optimal and effortless cleaning of wide surfaces. Elastic wrist band for a better cleaning performance.

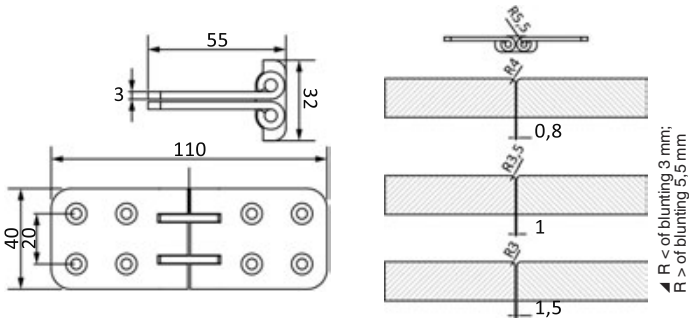


180° rotation tip-top precision hinge

AISI 316

Made of mirror-polished AISI316L stainless steel. To be fixed to the edge of the table (19-mm thickness). Designed for as little clearance as possible for a stable tip-top table.

Code	mm
38.291.00	110x40




Eclipse (medium) pull latch for Marinaio cabins or large lockers

OPENING FORM INSIDE

COMPRESSION SYSTEM

Very comfortable grip, it encompasses all the best features of a flush deck pull latch. Internal handle for opening/closing from the inside.

Code	Lock	Outside Ø mm	Bore Ø mm	Bulkhead thickness mm	Stopper course mm
38.161.39	No	75	60	5-36	30-101



Discover more


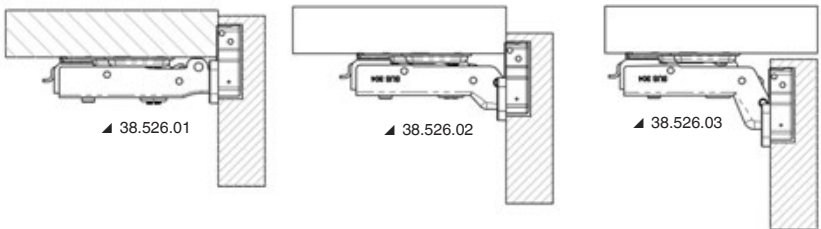


Spring hinges for Soft Close cabinet doors

SOFT CLOSE

Made completely of stainless steel. 105° opening. Exceeding 45° the door stays open in any position. **Soft Close** braked closure.

Code	Version	hinge over all mm	Surface plate, all out mm	For doors thickness mm
38.526.01	Full Overlay	110x64	47x54	14/24
38.526.02	Half Overlay	110x64	47x54	14/24
38.526.03	Inset	110x64	47x54	14/24



Polybridge II extra-lightweight folding gangplank made of composite material

FPT (technical polyurethane) construction. Anodized aluminium hinges. Anti-slip floor also in case of wet surface. Wheels with stainless steel case to lift the gangplank. Double pivoting lock. It can be mounted with a single pin to let the gangplank swing, or with two pins for mere tilting.


Code	Length m	Width cm	Length when folded m	Thickness when folded cm	Safety capacity kg	 kg	OPTIONAL fastening bushing
42.663.00	2.2	34	1.1	14	140	8	42.659.10; 42.659.25; 42.660.25

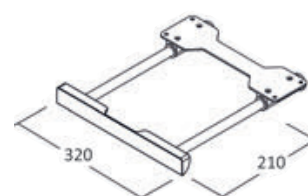


Table extension universal kit

UNIVERSAL

48.726.00 To be screwed under any folded table where the handle/support is hidden. When you need to unfold the table, slide it out and it will work as support for the tip-top table.

Stainless steel plate and slides, POM bushings for optimum and smooth sliding.



Folding arm for tables

AISI 316

Made of polished stainless steel.

Code	A mm	B mm	Max load kg	Type	Lock
48.615.10	300	160	150	Soft Close*	Open
48.617.00	200	116	150	Short arm	Open



* Soft close when the device is released



Inox Delux Slim steel glass/can holder

Designed to hold bottles and cans: drain hole with hose connector as an option. Soft PVC with logo at the bottom.

Code	Recess Ø mm	Outside Ø mm	Depth mm	Recess Ø mm
48.430.20	72	87	73	73

Storage pocket

White ABS body with woven nylon elastic net. **Self-adhesive** back or to be fixed with **4 screws**.

 White	 Black		mm	Suitable to be fixed on hatches
48.434.10	48.434.20 New		250x115x10 (depth)	20.291.00; 20.293.00; 20.303.00; 20.303.40; 20.305.00; 20.305.40
48.434.11	48.434.21 New		250x115x30 (depth)	-
48.434.12	-		360x160x17 (depth)	20.292.00; 20.294.00; 20.299.00; 20.304.00; 20.306.00
48.434.13	-		360x160x30 (depth)	-



▲ 48.434.10



▲ 48.434.21



▲ 48.434.12



▲ 48.434.21



▲ 48.434.13

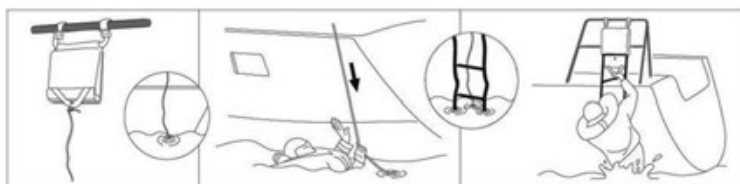
Emergency ladder in compliance with ISO 15085 standards

Ladder to be used to climb back onboard in case of emergency.
Easy and fast installation to the stern pulpit.

Technical specification:

- Made of polyester tape, fiberglass inserts to reinforce the steps.
- FLUO stripe on the steps for better visibility at night.
- Case with retro-reflective stripe.
- Install the ladder to the pulpit by means of 2 black satin-finish stainless steel buckles + 2 TENAX spring buttons.

Code	Case		Steps	ladder mm	
	mm	colour		length when open	width
49.522.30	280x254x60	White	11	3300	250
49.522.31 New	280x254x60	Black	11	3300	250



Hemispheric ceramic sink, for surface mounting

White	Black	Ø mm	Height mm
50.188.98	50.188.88 New	365	140
50.188.99	-	410	160

50.186.97 Chromed brass drain. 75-mm long with push-pull closure and 1" 1/4 thread. Also used to fix the sink onto the flat rest surface.



50.186.97
Optional

Portable fridge/freezer with compressor

Fitted with a 12/24V noiseless airtight compressor.
Electronic digital control panel for temperature setting from -18° to +10°.
45/55 W ± 10% current draw.
ECO operating mode.
Built-in foldable carrying handles.
Ligther-type plug included.

Code	Usable volume l	mm	kg
50.810.24	24	575x360x340	8.5
50.810.34	34	580x364x433	9.5



Foldable step

AISI 316

Foldable step ideal for aluminium masts.
- EPDM anticorrosion gasket.
- Anti-vibration device with adjustable nylon grub screw.
- Large anti-slip step.
- Made of mirror-polished AISI316 stainless steel.
Installation with M6 screws.

Code	Mounting base mm	Size mm	
		closed	opened
59.806.00	109x65	38	145



Discover more





LEWMAR Epsilon anchor

SUPER-HIGH HOLDING POWER

Deriving its sturdiness and quality from the legendary Delta anchor, the Epsilon anchor is Super-High Holding Power certified by Lloyd.

A concave fluke and ballasted keel ensure record holding and super-fast grip.

Galvanized steel	Stainless steel	kg	Recommended chain mm	Recommended for hulls up to m	A mm	B mm	C mm
01.128.06	01.127.06	6	6-7	10	483	271	8
01.128.10	01.127.10	10	8	13	573	332	10
01.128.16	01.127.16	16	8	15	670	376	12
01.128.20	01.127.20	20	10	17	720	406	12
01.128.25	01.127.25	25	10	18	778	438	16
01.128.32	01.127.32	32	10	21	839	474	16
01.128.40	01.127.40	40	10	23	907	512	20
01.128.50	01.127.50	50	12	25	974	550	20
01.128.63	01.127.63	63	12	27	1049	595	22



Radio control with central unit for gangplanks

02.369.00 The radio control manages 4 relays or electrovalves as well as the 4-way oil pump relay of the hydraulic gangplank central unit. The electrovalves connected to the radio control can be operated by either a 868Mhz 4-channel radio control or a wired remote control (both included in the KIT).

The watertight plastic material central unit is pre-cabled for connection to the hydraulic central unit. Fitted with microprocessor control, it has LED lights that show the activation of controls and radio functions. The product comes with standard caps for the electrovalves.



Universal chaincounter pushbutton panel

02.350.01 Feeding voltage: 10...30VDC;

Protection degree: IP67;

Backlit monochrome LCD display;

Warping activation mode;

Display indications in 5 languages;

Automatic pay-out function to the desired length;

Haul-in alarm function;

Pushbutton panel lock function to prevent unwanted activation;

Chain speed display;

Feeding voltage display;

Dimensions: 170x80x50 mm.



Universal chain counter radio control

02.368.01 Receiver feeding voltage: 10...30VDC;

Internal rechargeable battery with wireless recharge (charger included);

Protection degree: IP67;

Backlit monochrome LCD display;

Radio transmission @ 868 MHz;

Warping activation mode;

Display indications in 5 languages;

Automatic pay-out function to the desired length;

Haul-in alarm function;

Keyboard lock function to prevent unwanted activation;

Chain speed display;

Feeding voltage display;

Dimensions: 170x80x50 mm.



Mudguard for boat trailer wheels

Code	Material	←→			For wheels
		L mm	H mm	S mm	
02.012.01	Galvanized iron	700	380	185	13" / 14"
02.012.02	MOPLÉN	550	170	160	8"
02.012.03	MOPLÉN	610	240	180	10"
02.012.07	New MOPLÉN	770	330	210	13" / 14"



MARLOW Excel Racing braid

HIGH PERFORMANCE


Ideal for: halyards, low-stretch sheets, reefs, multiple professional applications.

Features: floating, excellent stretch resistance, easy to splice, the cover can be removed.

Core: 12-strand Dyneema SK78.

Cover: high-strength 16-plait polyester.

Marlow®


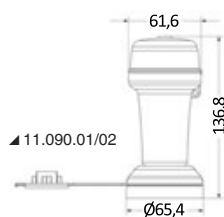
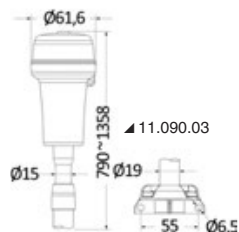


Blue	Red	White	Black	Lime	Orange		Ø mm	Breaking load kg	Weight kg/100 m	m
06.429.15BL	06.429.15RO	-	-	06.429.15LI	-		1.5	139	0.17	100
06.429.02BL	06.429.02RO	-	-	06.429.02LI	-		2	224	0.29	100
06.429.03BL	06.429.03RO	06.429.03BI	06.429.03NE	06.429.03LI	06.429.03AR	New	3	463	0.58	100
06.429.04BL	06.429.04RO	06.429.04BI	06.429.04NE	06.429.04LI	06.429.04AR	New	4	995	1.24	100
06.429.06BL	06.429.06RO	06.429.06BI	06.429.06NE	06.429.06LI	06.429.06AR	New	6	2056	2.41	100

Multifunction navigation light

Internally powered by 3 x AAA batteries, duration up to 24 hours.
Floating and extractable. Floating and IP67 watertight. CE certified.

Code	Type	Functions	Accessories included
11.090.01	360° white	Continuous light Flash light	Adhesive base for rubber dinghies; round base for flat mounting; Click/ Clack bayonet mounting system for installing lights on the bases
11.090.02	Bicolour red/green	Green light Red light Red+green combined light	Adhesive base for rubber dinghies; round base for flat mounting; Click/ Clack bayonet mounting system for installing lights on the bases
11.090.03	White on 790/1358-mm telescopic pole	Continuous light Flash light	Base for Click/Clack snap mounting

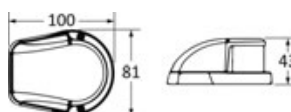


Red/green bicolour bow navigation lights

LED

IP66

Code	Body colour	mm	V	W LED	Lumen	Matching poles
11.501.01	Black base, white cover	100x81	12/24	2.4	50	11.140.10; 11.160.10
11.501.02	Black base, SS cover	100x81	12/24	2.4	50	11.163.10; 11.164.10



11.501.02

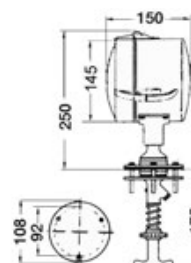
DHR high-beam light adjustable from inside


Made of **chromed brass and stainless steel**, watertight, adjustable nylon ball joint, frictioning, very small and convenient control handle; supplied with watertight bulbs "GE."

Code	V	Capacity m	Ø mm	Spare bulb
13.242.13*	12/24	100/400	145	13.241.03



* With SPOT + FLOOD double beam 12/24 V LED bulb





LIFO lithium battery for services

SERVICES

LITIO

BLUETOOTH / PLUG AND PLAY SUBSTITUTION

LIFOS lithium iron phosphate (LiFePO₄) batteries offer outstanding performance for all applications (except engine starting) and perfectly replace lead acid batteries without affecting the electric installation.

These batteries can be charged via any battery charger and the integrated BMS-Battery Management System monitors the charge/discharge functions.

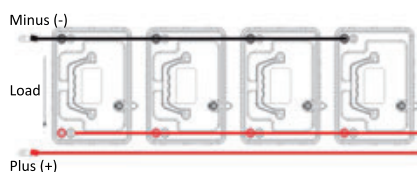
Dimensions and (conic) poles are similar to most service batteries used so far.

Reduced weight and increased efficiency and life cycle.

Up to 4 batteries can be connected in series or in parallel in order to get a 48V battery bank.

Charge state and remaining running time are available in real time on a dedicated App on your smartphone that connects via Bluetooth to the batteries. The App also warns the user to recharge the battery when residual charge is lower than 30%.

Code	Description	mm	kg
12.470.01	Lifos lithium batteries 12,8 V 68 Ah	257x175x190	7.8
12.470.02	Lifos lithium batteries 12,8 V 105 Ah	328x177x217	11.9



VICTRON AGM Deep Cycle batteries

SERVICES / SERVIZI

STARTING / AVVIAMENTO

Fitted with VRLA (Valve Regulated Lead Acid) technology, which means that the batteries are sealed. Gas will escape through the safety valves only in case of overcharging or cell failure.

Excellent high current performance.

Low self-discharge that enables these batteries to be stored for up to a year without recharging.

Very fast charging time, irrespective of how deep and for how long the battery has been discharged previously.

Code	A-h	Rush A/18° EN	W-h	V	Pole (+)	mm			kg
						length mm	width mm	height mm	
12.416.01	110	500	924	12	LEFT	350	171	220	32
12.416.02	130	500	1092	12	LEFT	410	176	227	38
12.416.03	240	500	2016	12	LEFT	522	240	224	67

ZENITH lithium batteries

STARTING / AVVIAMENTO

SERVICES / SERVIZI

LITIO

ZENITH LiFePO₄ accumulators have outstanding performance, are maintenance-free and can be recharged in less than 1 hour.

The number of charging/discharging cycles is much higher than that of lead batteries, but with a 50% weight reduction.

Fitted with ON/OFF switch and charge level warning light.

More batteries can be connected in series and in parallel (only similar batteries).

Not suitable for starting.

Code	Zenith code	A-h	W-h	Connection cables	V	mm	kg
12.435.01	ZLI012100	200	2.56	Red and black, 1.5 m, 25 sqm	12	340x170xh275	25
12.435.02	ZLI024065	100	2.56	Red and black, 1.5 m, 25 sqm	24	340x170xh275	25
12.435.03	ZLI024100	200	5.12	Red and black, 1.5 m, 25 sqm	24	200x554xh275	45

Extract and Light recess-fit LED spot light with extractor fan

Compact extractor fan with built-in LED light for application in toilets and kitchens.

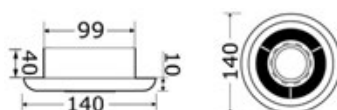
Extraction and light are independent.

Fitted with **double finish ring** made of **white or chromed ABS**.

Code	V	W LED HD	Fan current draw W	Fan capacity m³/h	K	Light colour
13.582.12	12	1.5*	3.7	7.2	3000	White
13.582.24	24	1.5*	4.8	7.2	3000	-



* Corresponding to a 10W halogen bulb.



BATSYSTEM Leia articulated LED spot light

Fitted with 2A USB plug.
Dimmerable touch switch that stores the light intensity set when last lit up.

Code	Finishing	V	W	Lumen	K	Switch	Dimmer
13.867.20	Polished	12	3	270	3200	Yes	Yes
13.867.21	Black	12	3	270	3200	Yes	Yes



Watertight quayside converter for Schuko sockets

It turns quayside sockets (16A female) into civil sockets (Schuko with 3 small or 3 big poles).
Resistant to the rain, IP44 protection degree, rear cable patented closure system.

Code	Description	Capacity	V
14.338.00	Watertight quayside converter for Schuko sockets	16 A	200 - 250 V




VICTRON Orion DC-DC non-insulated voltage converter

IP67 100% watertight, fitted with extra-long cords (1.80m).

Code	V		Continuous output A	Efficiency %	mm	kg
	input	output				
14.277.31	15/40	12 + - 3%	10	93	74x74x32	0.3
14.277.32	15/40	12 + - 3%	20	95	74x74x32	0.3
14.277.33 New	18/35	12 + - 3%	100	95	265x127x63	2.15

victron energy
BLUE POWER




VICTRON DC/DC voltage converter and Orion-Tr Smart battery charger with galvanic insulation and Bluetooth connection

Several onboard devices need **stabilized voltage** or **voltage conversion**.
Input and output galvanic insulation prevents supply drop or interruption due to overload.

- Adjustable output voltage, it can be used as battery charger fitted with 3-stage charge algorithm.
- Remote control with low-voltage switch or relay.
- All models can work in parallel to increase output power.
- Remote control and adjustment via Bluetooth.

victron energy
BLUE POWER

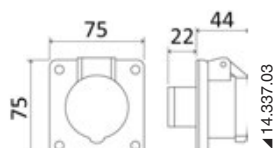


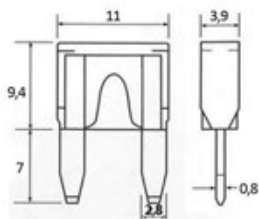
Code	Modell	V		Adjustable output voltage	A outlet		Efficiency %	mm	kg
		Inlet	Outlet		Continuous	Max			
14.277.01	12/12/18	8-17	12.2	10-15	18	25	87%	130x86x70	1.3
14.277.02	12/24/10	8-17	24.2	20-30	10	15	88%	130x86x70	1.3
14.277.03	24/12/20	16-35	12.2	10-15	20	25	88%	130x86x70	1.3
14.277.04	24/24/12	16-35	24.2	20-30	12	15	89%	130x86x70	1.3
14.277.05	12/12/30	10-17	12.2	10-15	30	40	87%	130x86x80	1.8
14.277.06	12/24/15	10-17	24.2	20-30	15	25	88%	130x86x70	1.6
14.277.07	24/12/30	20-35	12.2	10-15	30	45	88%	130x86x70	1.6
14.277.08	24/24/17	20-35	24.2	20-30	17	25	89%	130x86x70	1.6

12/24 V socket/plug with screw terminals

IP44


Code	Poles	Max A	Type
14.337.01	2	16	Plug
14.337.02	2	16	Socket
14.337.03 New	2	16	Socket to be mounted flush with the wall

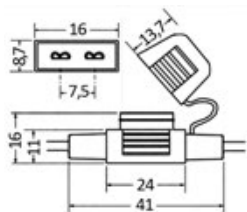




Small blade fuses


Recommended to optimize spaces.

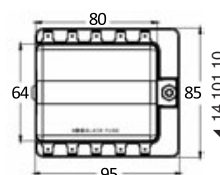
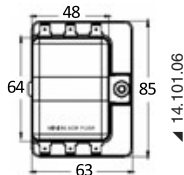
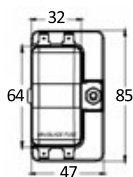
Code	A	
14.006.05	5	100
14.006.10	10	100
14.006.15	15	100
14.006.20	20	100
14.006.30	30	100



Watertight fuse holder for small fuses

High quality fuse holder for small blade fuses. Fitted with two cables (150 mm each, 3,3 mm² section).

Code	Max capacity A	
14.115.21	30	10



Fuse holder box for small fuses

Flame-retardant black PBT case and clear polycarbonate cover. Tin-plated copper blade contacts, 6.3-mm standard size.

Warning LED light in case of interrupted fuse.

Code	V	No. of outputs	Max capacity A per single fuse	Max capacity A	mm
14.101.04	12/24	4	25	100	85x47x35 H
14.101.06	12/24	6	25	100	85x63x35 H
14.101.10	12/24	10	25	100	85x95x35 H

SCANSTRUT



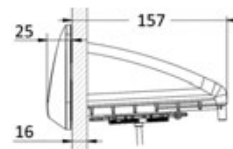
ROKK wireless Capital watertight battery charger for recess-fit mounting

IPX6

Wireless battery charge for bulkhead recess-fit mounting. To be integrated on consoles, seats, cushions, etc.

Simply rest your mobile phone on the anti-slip housing. No connection cord required. 12/24V power. Compatible with any mobile phone with a non-metal case and 3-mm minimum thickness. Qi wireless charge technology (Apple, Samsung, Huawei, etc). IPX6 watertight. Fitted with water drain system in case of leaks inside the housing. It can also be used as object holder.

Code	Input V	mm
14.515.06	12/24	142x106x182 (depth)



SCANSTRUT



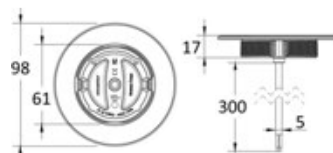
ROKK wireless Capital watertight battery charger with hidden integrated charging

IPX6

For indoor and outdoor installation on any non-metal surface (fiberglass, leather, PVC, fabric, wood, carbon fibre, etc.)

IPX6 watertight. Compatible with any mobile phone with a non-metal case and 3-mm minimum thickness. Qi wireless charge technology (Apple, Samsung, Huawei, etc).

Code	Input V	mm
14.515.05	12/24	Ø 98 x 17



Eco-friendly compressed air horn

Hand-operated via the plunger on the bottom of the cylinder.
Fitted with double nozzle to be also used as inflator for fenders and balls.

Code	Db	←→ mm	
		bottle	horn
21.458.00	100	Ø 50x160	Ø 75x190



HH Kensington Tech Polo

TACTEL

Quick dry polo, no ironing.
Anti-mycotic and anti-bacterial fabric, 185 g.

Size	Code	Colour	Size	Code	Colour
M	24.519.02	Navy blue	M	24.519.22	<input type="checkbox"/> White
L	24.519.03	Navy blue	L	24.519.23	<input type="checkbox"/> White
XL	24.519.04	Navy blue	XL	24.519.24	<input type="checkbox"/> White
XXL	24.519.05	Navy blue	XXL	24.519.25	<input type="checkbox"/> White
XXXL	24.519.06	Navy blue	XXXL	24.519.26	<input type="checkbox"/> White



GLOMEX Glomeasy Line super-compact VHF antenna

Minimal and inconspicuous look.

White	Black	Length mm	dB	Max input power V
29.994.01	29.994.02	250	3	50

- 29.990.16 3-bore thread base plate
- 29.990.20 RA 352 connector to be screwed on cables 29.800.10/11/12/13/14 for plug connection to PL259 HVF Radio.
- 29.990.25 5/8"x24 connector to be screwed on antennas 29.990.01/02/03 for compatibility with standard 1" 14 thread antenna base plates
- 29.800.10 RG8X 3-m cables
- 29.800.11 RG8X 6-m cables
- 29.800.12 RG8X 12-m cables
- 29.800.13 RG8X 18-m cables
- 29.800.14 RG8X 25-m cables
- 29.138.00 Watertight connector cover
- 29.140.00 Nylon deck fairlead

GLOMEX
The best in marine antennas



DVB-T2 Mizar AGC omnidirectional TV antenna

Design similar to WebBOAT.

Technical data:

- 75 Ω impedance.
- 87.5/774 MHz frequency.
- 20 dB (automatic) gain.
- 60 mA power consumption.
- Max 2 pairing TVs.
- 360° reception angle.
- 1"x14 base thread (any base plate on our catalogue will match).

Code	V	←→ mm	g
29.924.04	12/24	Ø 140 x 200 h	500

- 29.142.00 AGC - Automatic Gain Control
- 29.143.00 "Gold Platea" female connector (2 pcs)

DVB T2 FULL HD



Polyform
US



POLYFORM F Series fender

White with heads in different colours. F4 and F6 can also be used as hauling rollers. Fitted with inflation/deflation valve. All pieces are individually tested.

Model	White with black head	Ø		Length		kg	PACKAGE
		cm	in	cm	in		
F8	33.522.14	38	15	147	58	9.6	4



Polyform
US



POLYFORM A Series fender and buoy

Fitted with inflation/deflation valve. All pieces are individually tested.

Model	White with black head	Ø		Length		kg	PACKAGE
		cm	in	cm	in		
A4	33.602.78	55	21.5	71	28	4.1	10
A5	33.602.86	70	27.5	92	36	9	5



OCEAN SOUTH



ATLAS™
PREMIUM SPUN WOVEN
POLYESTER FABRIC

Seagull aluminium top

32-mm Ø anodized tube construction, extremely rugged. Installation on the central or lateral steering console. The totally adjustable fastening system allows for installation on both sides of the console and on its front; it can also be used on very small consoles. When at rest, it can be **retracted** or **pulled out** of its brackets.

Code	Tube Ø mm	Top	
		Length mm	Width mm
48.195.20	32	135	105
48.195.21	32	150	120
48.195.22	32	150	140



Registered design in EU / Australia / New Zealand



OCEAN SOUTH



Targa Top made of aluminium

32-mm Ø anodized tube construction. Universal type for installation on the stringer or on the 25-mm Ø handrail. The Top fabric is made of ATLAS waterproof and UV-resistant blue polyester. Pivoting swing mounts for optimum angle of the four uprights.

Code	Tube Ø mm	Top		Width at base mm
		Length mm	Length mm	
48.195.10	32	172	192	190-210
48.195.11	32	172	212	210-230



ATLAS™
PREMIUM SPUN WOVEN
POLYESTER FABRIC

Kit of drains with chain plug and drain pipes

Fitting for two sinks, easy installation.

Code	Drain flange Ø mm	Bore Ø mm	Pipe Ø mm	Chain length cm
50.185.40	70	60	40	35



Drain with 5° inclination horizontal outlet, plug with chain

Convenient plug with chain. Easy to install.

Code	Drain flange Ø mm	Bore Ø mm	Inclined outlet	Outlet Ø mm	Chain length cm
50.185.01	70	60	5°	25.4 (1")	35



60-mm Ø drain with strainer

Small space saving drain with strainer and no overflow pipe. Removable strainer, easy installation.

Code	Drain flange Ø mm	Bore Ø mm	Fitting	Pipe Ø mm
50.185.02	70	60	M1 1/2"	40



90-mm Ø drain with strainer

Small space saving drain with strainer and no overflow pipe. Removable strainer, easy installation.

Code	Drain flange Ø mm	Bore Ø mm	Fitting	Pipe Ø mm
50.185.03	115	90	M1 1/2"	40



Drain with chromed mushroom head plug

Drain with strainer, and 1 1/4" fitting and mushroom head plug. Removable strainer, elegant design, easy to clean.

Code	Flange Ø mm	Bore Ø mm	Fitting
50.185.06	63	45	1 1/4"



IGLOO rigid icebox (up to 90 litres)

Code	Volume l	Model	Drain plug	UV protection	Reinforced hinges	Lock	Ice retention days*	cm	kg
50.558.02	45	LAGUNA 48	No	No	No	-	3	65x36x36 H	3.9

* Days of ice retention at an external temperature of 32°C



ISOTHERM top-loading cooling box by Indel Webasto

Small size and high-performing, access from top lid. Fitted with SECOP last-generation compressor.

Code	Model	Lid	Thermosts	Capacity l	V	mm	kg
50.835.05	BI30	Opens with hinge	Digital	30	12/24	449x724x240	18

* 125 mm footprint of remote control compressor.





RM69 ultra-lightweight manual toilet

Made of ABS, very compact and lightweight.
The pump can be mounted on the right or on the left.
20-mm inlet tube and 38-mm outlet tube.
Bayonet-mount of the bowl on the base, easy disassembling for cleaning purposes.

Code	Bowl	Board	mm			kg
			height	width	depth	
50.207.48	ABS	ABS	350	440	420	3.2

MASE generators, VS line, variable RPM



The W/A intercooler system

It ensures perfect functioning of the generator regardless of the external ambient temperature therefore the alternator and the engine work at ideal temperature optimizing the performance and reliability of the gen-set.

The CBU control panel

Big display and soft touch buttons for quick menu navigation, IP54 protection degree. Very compact (86x124 mm) with a 10-m shielded connecting cable.

- ON/OFF/START/STOP/MENU controls.
- Digital hour-meter, main voltage, generator battery voltage, external battery pack voltage, frequency, etc.
- 13 different alarm icons displayed.
- 485 Mod-Bus connector for monitoring generator from boat main control monitor.

Engine

- Easy access in case of maintenance of feeding system, lubrication system, sea water pump and air filter.
- Safety stop in case of low oil pressure.
- Safety stop against overtemperature of engine and exhaust gas.
- Double vibration dumping system.
- Easy-to-replace oil filter and fuel filter.
- Oil drain pump provided.

Alternator

- Permanent-magnet type.
- Parallel with connection cable.

Soundproof cabinet

Coated marine aluminium panels feature innovative design and extremely high weatherproof properties.

Cooling system

Cooling of the engine is based on a coolant closed circuit. The system consists of a coolant/seawater heat exchanger. Cooling of the cabin is provided by an air/seawater heat exchanger. The system provides an efficient cooling of the alternator and the optimal temperature for the best performance and reliability of the generator regardless of the ambient temperature of the installation compartment.

Motor RPM	Alternator		Hose Ø mm	
	V	Hz	cooling	exhaust
2100 to 3150	230-240	50-60	16	40/45

Code	Model	Motor		Alternator		Cooling system	mm	kg	Noise at 7 m
		Make and model	No. of cylinders	A	meter power kW				
50.243.06	VS 6.5	Kubota Z482	2	26.08	6	Air/water	650x469x555	161	54 dB
50.243.08	VS 8.5	Kubota Z602	2	34.7	8	Air/water	650x469x555	172	54 dB
50.243.10	VS 10.5	Kubota D722	3	40.6	10.5	Air/water	730x469x555	176	54 dB
50.243.12	VS 12.5	Kubota D902	3	52.1	12	Air/water	730x469x555	185	54 dB




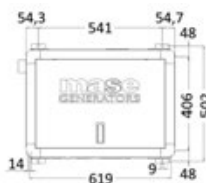
▲ 50.243.06/08



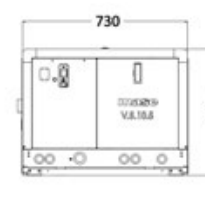
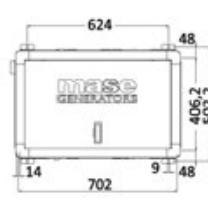
▲ 50.243.10



▲ 50.243.12



▲ 50.243.06/08



▲ 50.243.10/12



SCHENKER ZEN watermaker

Lightweight and inexpensive, it is an ideal solution for any boat since it is small and user-friendly (only 2 buttons).

The kit includes:

- Watermaker fitted with Energy Recovery System
- Feed pump with sea water filter
- Active carbon filter with electrovalve
- 5-micron net filter
- Fresh water hose (5 m)
- Remote panel.

Remote panel functions:

- Start/stop
- Production timer.
- Watermaker flushing
- Alarms.

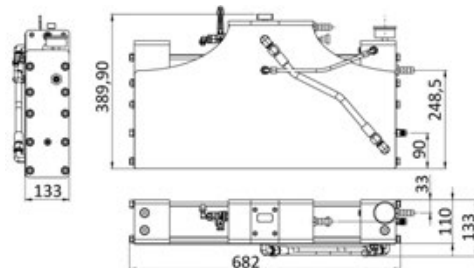
Code	Model	V	Flow rate l/h	Current draw W	kg		Diaphragm
					Desalinator	Pump	
50.237.54	Zen 50	24	50	240	21.5	8.5	2x(2,5"x21")



▲ Remote panel



▲ Feed pump



SCHENKER ZEN water maker maintenance kit

Maintenance kit for SCHENKER ZEN water makers

Code	Description	It includes
50.239.02	Schenker Zen 30 water maker maintenance kit	3 x F5R filters 1 x ZCA (active carbon) filter 1 x CK (1 x SC1 and SC2 cleaning cycle)
50.239.03	Schenker Zen 50-100 water maker maintenance kit	3 x F5 filters 1 x CA (active carbon) filter 1 x CK (1 x SC1 and SC2 cleaning cycle)



▲ 50.239.02

▲ 50.239.03

Mechanical fuel gauge

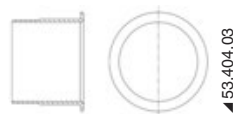
Code	Float rod length mm
52.742.04	220
52.742.03	265
52.742.02	285
52.742.05	370



Pivoting hose-vent connectors for stainless steel vents

Made of plastic.

Code	Reference vent	Type	Neck Ø mm	Hose Ø mm	Adaptable hose
53.404.03	53.301.80; 53.301.81; 53.302.01	straight	-	80	16.104.35



▲ 53.404.03



3M Self-Stick liquid protection fabric, PN 36878

Specially engineered surface protection material. It temporarily protects surfaces from the damaging effects of liquids, oils and solvents while also trapping dirt..

It resists light impacts and abrasion. UV-resistant, it can be used to protect outdoor surfaces. Its adhesive backing keeps it securely in place and can be repositioned without leaving residues.

Code	Roll
65.329.06	35.56 cm x 91.5 m



mares



Mares swimming goggles, Polinesia model

64.320.00 Professional antifog swimming goggles, ideal for swimming in the sea or at the swimming pool.

mares



Mares mask and snorkel set, Zephir model

PVC mask and snorkel set for scuba diving beginners. Available for kids and adults.
Self-draining snorkel: water is drained through the top of the snorkel and through the check valve near the mouthpiece for easier and better emptying of the snorkel tube.

EZ adjust buckles: a buckle system for fast and easy adjustment of the mask.

Mask:

- Siliter skirt.
- EZ adjust buckles on skirt.
- Durable construction.
- Wide viewing angle.

Snorkel:

- Curved ergonomic structure.
- Integrated snorkel keeper.
- Siliter mouthpiece.

Code	Model	Colour
64.323.01	Combo Zephir Junior	Reflex Yellow/Clear
64.323.02	Combo Zephir Adult	Reflex Blue/Clear

mares



Mares silicone mask, Vento model

Silicone mask for perfect adaptability and tempered glass lens for scuba diving . Available for kids and adults.

Wide viewing angle: wide peripheral viewing field.

EZ adjust buckles: a buckle system for fast and easy adjustment of the mask.

Mask:

- Siliter skirt.
- EZ adjust buckles on skirt.
- Wide viewing angle.

Snorkel:

- Curved ergonomic structure.
- Integrated snorkel keeper.
- Drain valve.
- Siliter mouthpiece.

Code	Model	Colour
64.326.01	Vento mask, junior	Blue White/Clear
64.326.02	Vento mask, adult	Black

mares



Mares dive boots, Aquawalk model

Boots to be used for water activities on rough sea beds and rocks.

TRP sole, lined Micro-mesh/neoprene upper. Comfortable and suitable for any water activity.

Code	Model	Size	Colour
64.331.36	Young & Lady	36	Blue/black
64.331.37	Young & Lady	37	Blue/black
64.331.38	Young & Lady	38	Blue/black
64.331.39	Young & Lady	39	Blue/black
64.331.40	Young & Lady	40	Blue/black
64.331.41	Young & Lady	41	Blue/black
64.331.42	Man & Lady	42	Grey/black
64.331.43	Man & Lady	43	Grey/black
64.331.44	Man & Lady	44	Grey/black
64.331.45	Man & Lady	45	Grey/black
64.331.46	Man & Lady	46	Grey/black

mares



Mares fins, Fluida model

Full foot fin for both swimming and underwater activities.

OPB-Optimized Pivoting Blade.

The blade always keeps an optimized angle unlike traditional fins that only keep it for a short while. The OPB generates a constant thrust reducing effort to the minimum and allowing for a smooth movement in the water.

Durable construction and comfortable foot pocket.

P01	Size	Colour
64.350.36	36-37	Reflex Blue
64.350.38	38-39	Reflex Blue
64.350.40	40-41	Reflex Blue
64.350.42	42-43	Reflex Blue
64.350.44	44-45	Reflex Blue
64.350.46	46-47	Reflex Blue

VELCRO® Brand ALFA-LOK® Fastener

Self-fastening system for indoor and outdoor use.

With the pressure closure of the mushroom-shaped hooks, positioning is possible before final fastening.

Top-performance fastening system, good adhesion for immediate positioning.

Excellent for fastening panels, ceilings, electronic central units, GPS systems, video cameras and sensors.

Code	Colour	Roll	Hold
65.450.03	Black	25 mm x 3 m	5.1 kg cm ²
65.450.25	Black	25 mm x 25 m	5.1 kg cm ²

**VELCRO® Brand HIGH STRENGTH Fastener**

High strength fastening system, it is a very good option as fastener but without boring.

The high-performance and heat-resistance adhesive allows for application on manifold surfaces (except PE and PP).

Excellent for fastening central units, light fixtures, lighting systems, panels, paintings and decoration elements.

Code	Colour	Roll	Hold	Application	Operating temperature
65.451.05	Black	50 mm x 5 mt	3,16 kg cm ²	Glue, staples, nails, screws	-20° C / + 120° C

**VELCRO® Brand GENERAL USE Fastener**

Hook and loop fastening strips having a very long life cycle. The adhesive allows for fast positioning.

Easy fastening system to be used in particular on flexible materials such as fabric, fly screens, curtains, cushions, lightweight decoration elements.

Recommended for indoor applications.

Code	Colour	Roll	Hold	Application	Operating temperature
65.452.01	White	20 mm x 5 mt	0,97 kg cm ²	Glue, staples, nails, screws	-15° C / + 90° C
65.452.02	Black	20 mm x 5 mt	0,97 kg cm ²	Glue, staples, nails, screws	-15° C / + 90° C
65.452.04	Black	50 mm x 5 mt	0,97 kg cm ²	Glue, staples, nails, screws	-15° C / + 90° C



▲ 65.452.04

VELCRO® Brand EXTRA THIN Fastener

Extra-thin hook-and-loop fastening system for hidden applications that can be repositioned.

The high-hold adhesive allows for fast positioning.

Excellent fastening of cable trays, LED lighting systems, profiles, lightweight panels, flooring, sensors.

Adhesive system suitable for a wide range of surfaces: aluminium, stainless steel, glass, plywood, polyester, polyethylene and polypropylene.

Non compatible with vinyl-PVC.

Code	Colour	Roll	Hold	Application	Operating temperature
65.453.05	White	20 mm x 5 mt	3,05 kg cm ²	Glue, staples, nails, screws	-15° C / + 60° C

**VELCRO® Brand UNIVERSAL FLOORING Fastener**

Ultra-thin hooks compatible with most flooring and flexible coating systems such as fabric, carpeting, TNT, PVC.

Low profile, high heat resistance, no residues.

Easily removable fastening system for indoor applications, it doesn't damage the surfaces.

Code	Colour	Roll	Application	Operating temperature
65.454.25	White	45 mm x 25 m	Glue	-40° C / + 140° C

**VELCRO® Brand ONE-WRAP® Strap & Tape**

The self-fastening ONE-WRAP® Strap are ideal for fast and easy fastening of elements that might be repositioned in the future.

As an option to the traditional plastic clamps, they are a simpler and safer solution for wiring of electric and data cables, piping, optical fiber cables and miscellaneous cables.


Also available in rolls in the ONE-WRAP® Tape version that can be cut to measure for use with lines, cables, transport of materials, etc.

Code	Colour	Version	Roll	Application	Package
65.455.05	Black	Tape	10 mm x 5 m	Tie, wrap, fasten	Roll
65.455.20	FRT black	Straps	20 mm x 200 mm	Tie, wrap, fasten	25-pc blister



▲ 65.455.05

▲ 65.455.20



VELCRO® Plastic Coins

PVC coins with hook-and-loop fastening strip and central hole.
To be paired with the buttonhole element of cushions and mattresses, both indoors and outdoors.

Code	Colour	Roll	Application
65.456.01	White	45-mm Ø, 3-mm bore	Tie, wrap, fasten



Teak One cleaner and stain remover

It cleans and removes stains from teak surfaces. Suitable for deep cleaning of teak, it removes oil, grease, tar and food stains.

Code	Package	PACKAGE
65.742.00	1 l	6
65.742.01	5 l New	-



Teak Two color conditioner

This product conditions the color of teak surfaces. Special product to be used after Teak One to condition the natural color of teak. **WARNING: it does not contain dyes**, it is a chemical agent that restores the natural color of wood. To be used together with Teak One as it **interacts** with it.

Code	Package	PACKAGE
65.743.00	1 l	6
65.743.01	5 l New	-

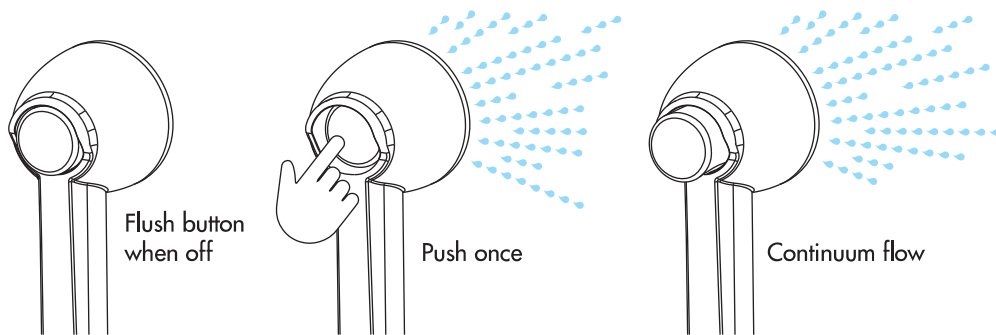


Teak Three protective paint

Protective and nourishing for teak surfaces, colourless and UV resistant features for wood. It does not damage seams. Completely natural and silicone-free, it lets the wood breath, nourishing it and at the same time slowing dirt penetration. It can also be used on teak surfaces treated with other brand agents.

Code	Package	PACKAGE
65.744.00	1 l	6
65.744.01	2.5 l New	4

Elissa deck shower with Keji Continuum Flow shower head



**Push lock
button**



The button locks ON
and the water jet
keeps coming out

Osculati S.r.l.

Via Pacinotti 12 - 20054 Segrate (Milano)

Tel.: 02.2699.111 - info@osculati.it

www.OSCULATI.com



Reference 70.199.05



8 033137 029950